


Building Blocks

Writing



Timetable for today

- Writing in EYFS- General info
- Writing activity with a group
- Coffee break
- Mark making activities with children in CIL.
- Time for questions

Development Matters

Writing

Writing:

22—36 months

1. Distinguishes between the different marks they make.

30-50 months

1. Sometimes gives meaning to marks as they draw and paint.
2. Ascribes meanings to marks that they see in different places.

40-60 months

1. Gives meaning to marks they make as they draw, write and paint.
2. Begins to break the flow of speech into words.
3. Continues a rhyming string.
4. Hears and says the initial sound in words.
5. Can segment the sounds in simple words and blend them together.
6. Links sounds to letters, naming and sounding the letters of the alphabet.
7. Uses some clearly identifiable letters to communicate meaning, representing some sounds correctly and in sequence.
8. Writes own name and other things such as labels, captions.
9. Attempts to write short sentences in meaningful contexts.

Early Learning Goal by end of EYFS

Children use their phonic knowledge to write words in ways which match their spoken sounds. They also write some irregular common words. They write simple sentences which can be read by themselves and others. Some words are spelt correctly and others are phonetically plausible.

Getting ready

Fine Motor skills

- *Fine motor control* is the term used to describe smaller movements, usually of the hand and fingers. Fine motor control is best developed through activities which involve small-scale movements

Gross Motor skills

- *Gross motor control* is the term used to describe the development of controlled movements of the whole body, or limbs (arms or legs). Of particular importance in relation to handwriting is the development of good posture and balance. Activities such as dance, football, use of small apparatus, cycling, gripping climbing frames and building with large-scale construction kits all develop gross motor control.

Getting Ready

- Reading stories
- Role play
- Talk and extend vocabulary
- Warm up exercises
- Model writing


Left handed children

- Tilt page not arms/body around the page
- Rotate the paper about 45 degrees clockwise (move the top to the right)
- Hold the pen / pencil with a good "3 point grip" between the thumb, index and middle fingers
- Keep the hand and wrist UNDER the writing line




Development

- Mark making



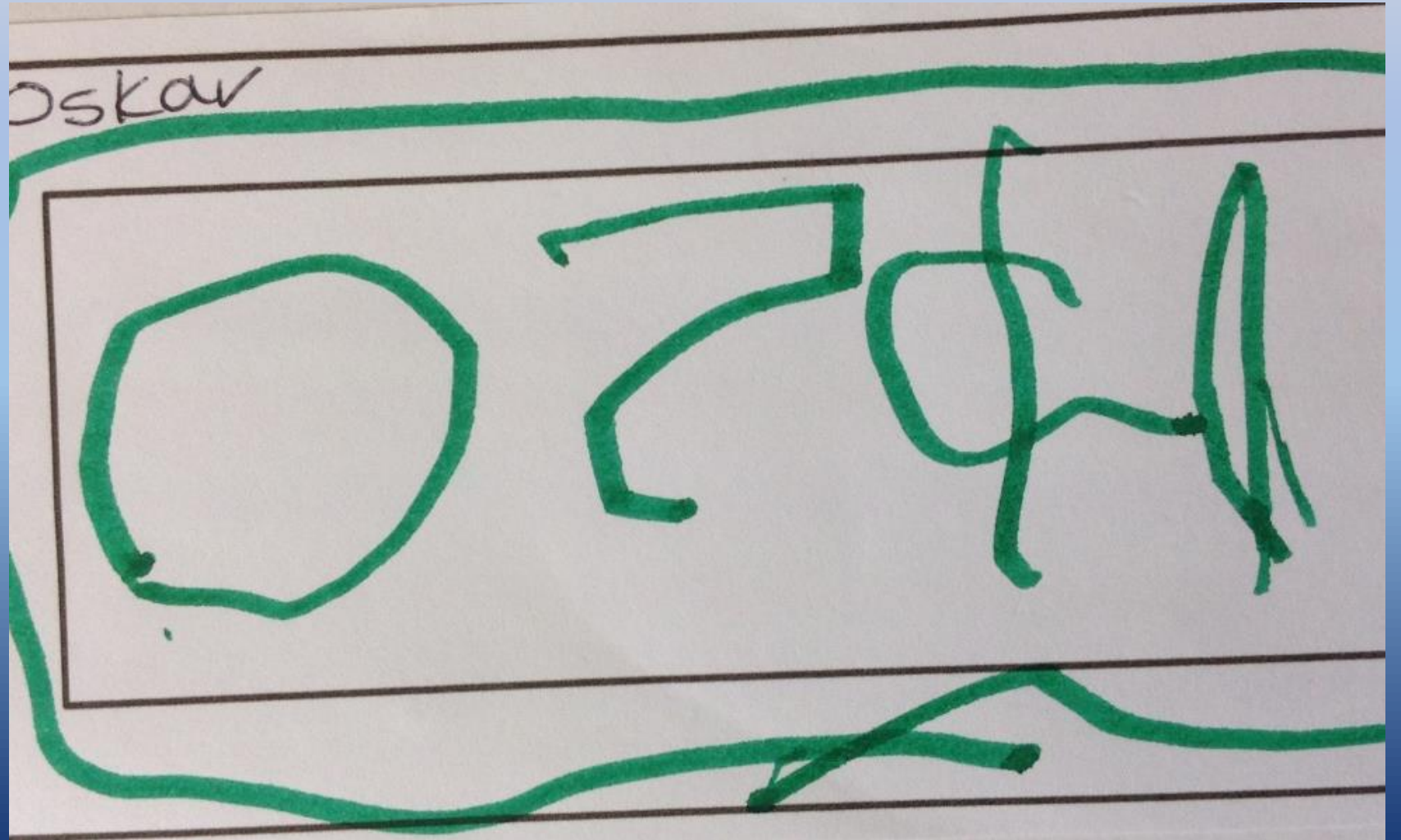
Development

Letter
Formation/Initial
Letter Sounds



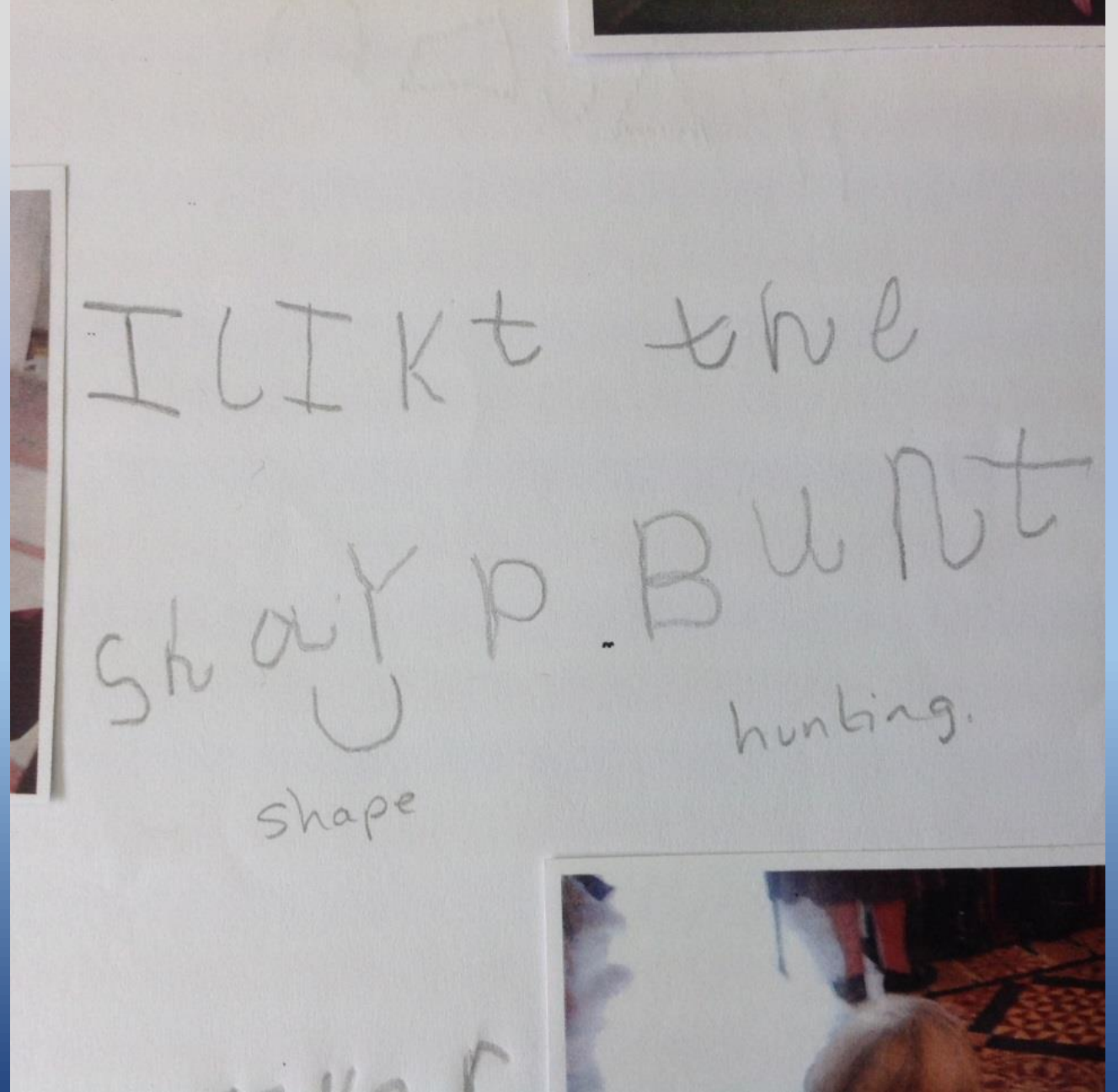
Development

- Name writing



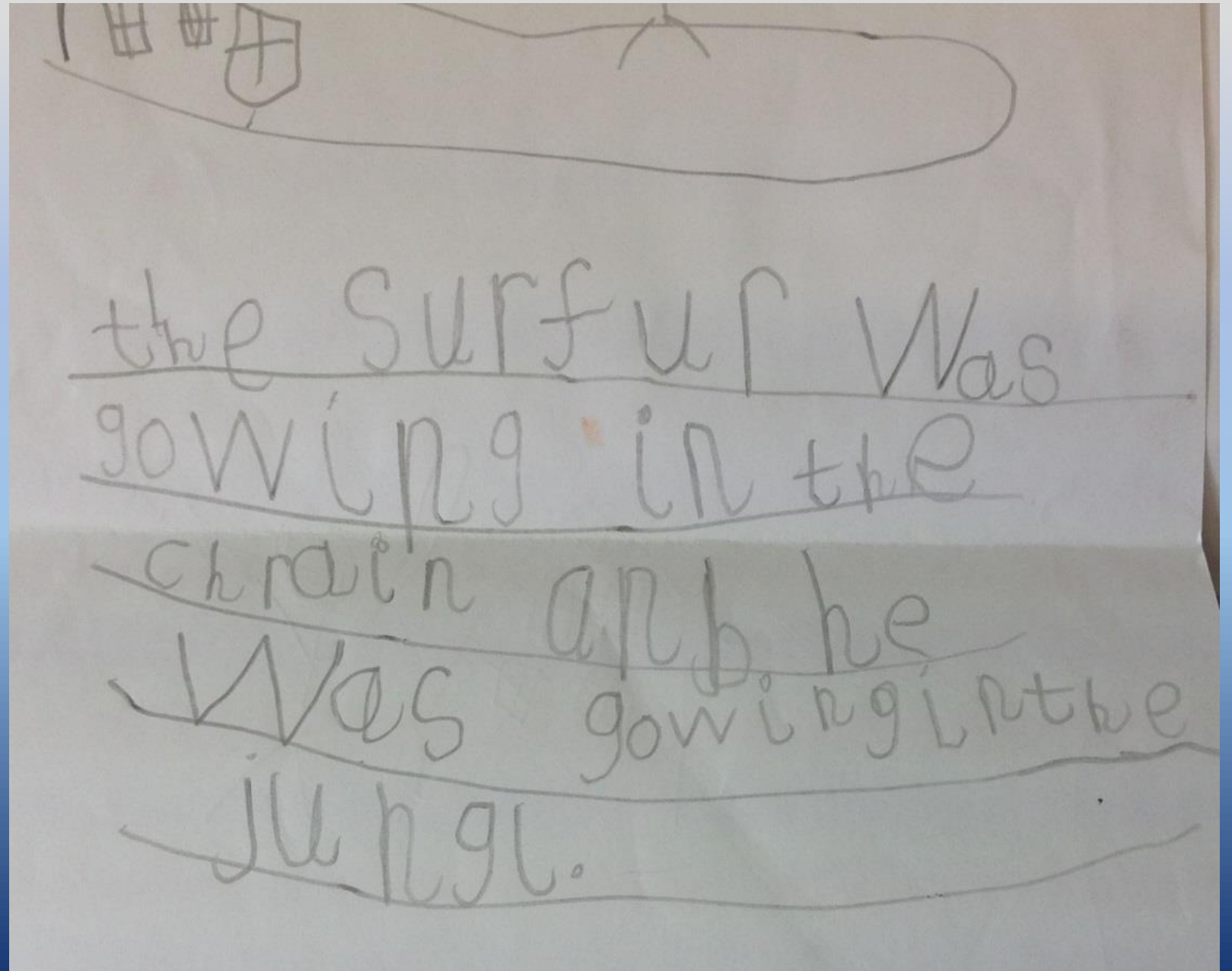
Development

- Using sounds to write words / labels / captions



Development


- Sentence Writing



Helping Writing Sentences

- Writing a sentence

- Think it



- Say it / repeat it



- Write words by sounding out

- Give prompts/word mats for tricky words

- Remember finger spaces



Extending

- Capital letters and full stops
- Spelling tricky words correctly in sentences
- Starting to write longer sentences

What can you do at home?

- Develop gross and fine motor skills
- Do encourage and praise any writing that your child does independently.
- Provide opportunities for drawing and writing- can you write the shopping list? Birthday/ invitation cards, letters to relatives and post them!
- Do encourage your child to sound out words by themselves, they are great at phonics!

Writing group

Support your child in the group by:

- Talking about what they will write- say sentence
- Encouraging your child to sound out each word- don't worry about spelling – use phonics! Look around for sounds we've been learning this year.
- Encourage your child to use the alphabet/ sound mats and tricky word cards.

If your child is struggling:

- encourage them to draw the picture and write initial sounds of words and you can write the rest of the word for them- share the load!
- Look for sounds together using sound mats.
- Let your child have a go and try their best

Coffee Break

Resources

- Chalks
- Pens
- Pencils
- Crayons
- Paint brushes with paint or water
- Variety of paper
- Alphabet chart / sound mats
- Playdough



Mark making opportunities in active learning

Questions?

- No? phew!