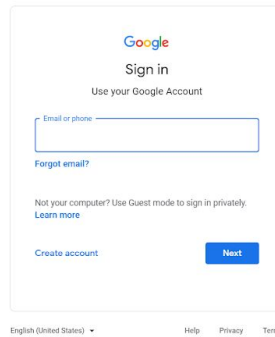


# Google Classroom “How-To” for Parents

## Signing in:

Go to <https://classroom.google.com/>



You will see a window like this.

Your child’s username is provided on the card that was sent home with all usernames and passwords.

It is the same username and password that they would use on the Chromebooks in school.

The username will be a 2 digit number, then first name, then 1st initial of their surname.

**Nursery Example:** *21firstnamefirstinitial@camp.herts.sch.uk*

**Reception Example:** *20firstnamefirstinitial@camp.herts.sch.uk*

**Year 1 Example:** *19firstnamefirstinitial@camp.herts.sch.uk*

**Year 2 Example:** *19firstnamefirstinitial@camp.herts.sch.uk*

**Year 3 Example:** *18firstnamefirstinitial@camp.herts.sch.uk*

**Year 4 Example:** *17firstnamefirstinitial@camp.herts.sch.uk*

**Year 5 Example:** *16firstnamefirstinitial@camp.herts.sch.uk*

**Year 6 Example:** *15firstnamefirstinitial@camp.herts.sch.uk*

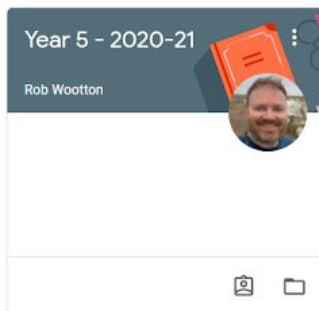
## Google Classroom “How-To” for Parents

**For children in Nursery, Reception, Years 1 and 2**, or if you have not signed into Google Classroom before, you will have an invite from your class teacher that will look similar to the image below.



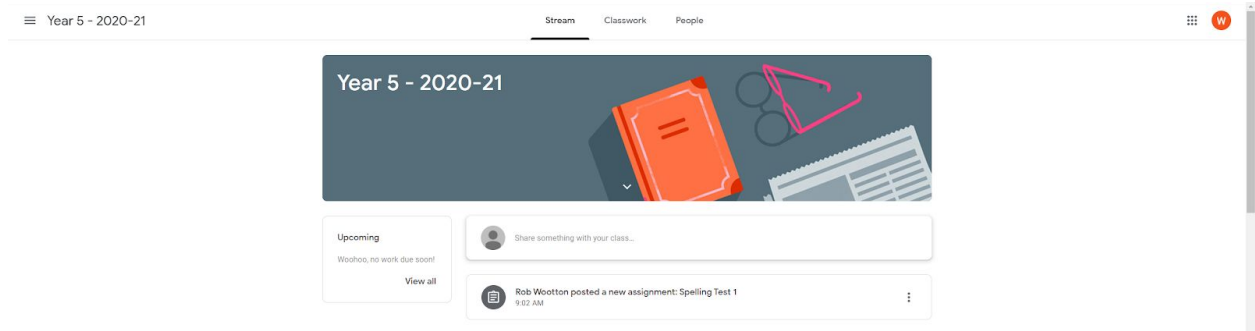
Please click join.

If your child is in Years 3-6, they should have already signed into Google Classroom at some point in school and you will see an image similar to the image below.

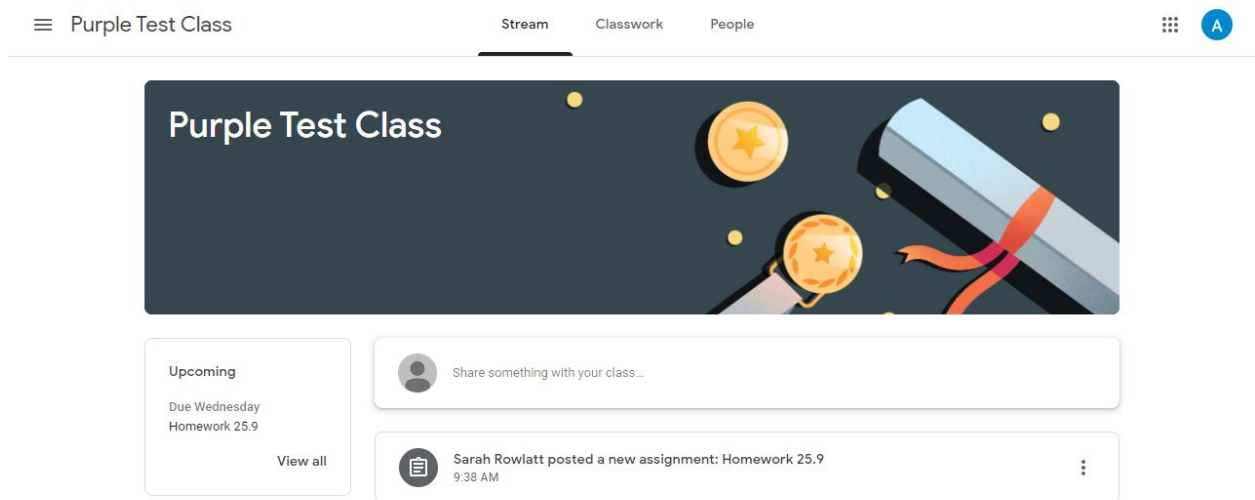


Please click on the image to access your classroom

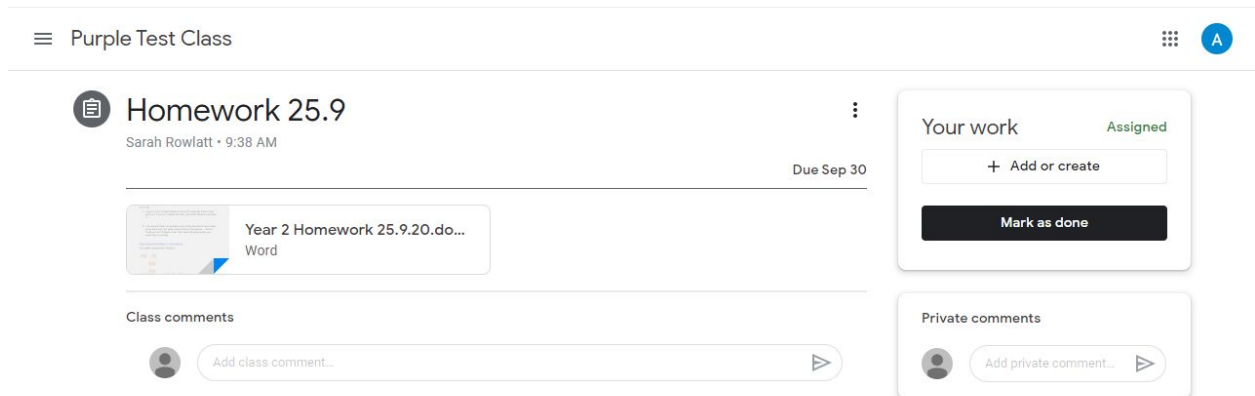
# Google Classroom “How-To” for Parents



Work assigned by the teacher will appear in the “Stream” area of the home screen.



Click on the assigned work. It should look similar to the image below.



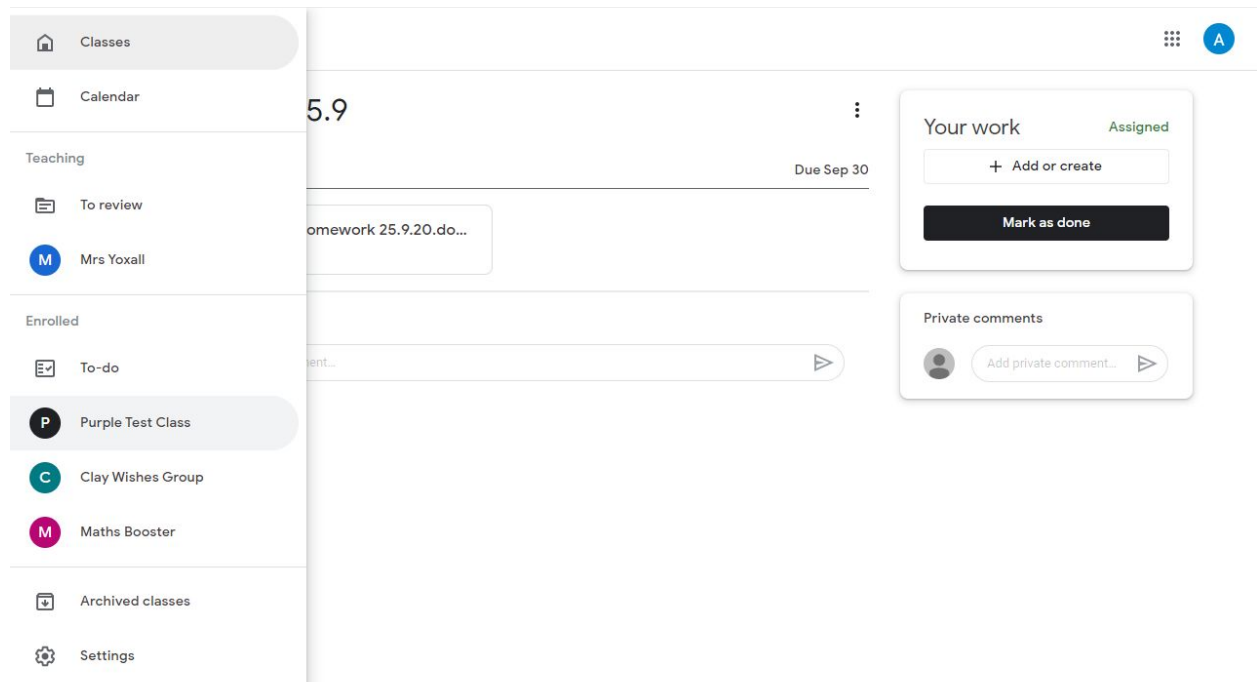
When completed, click on mark as done to submit your assignment to the teacher.

## Google Classroom “How-To” for Parents

If there is only a task, (for example: TT Rockstars) there won't be anything to submit.

In this case, please click on “Mark as done” so that your teacher knows that you have completed the task.

In the top left corner, click on the 3 horizontal lines beside your child's Year group, you can check for “To-Do's”



This is where you can also see if your child has any pending homework due.

Work will be marked and commented on within the Google Classroom.

If you are signing in on a phone (iPhone or Android) or tablet (Android or iPad) you will need to go to your APP Store and download the **FREE**

## Google Classroom “How-To” for Parents

Google Classroom APP. All of the sign-in details and instructions remain the same as above.

If you have any questions or problems with logins please contact [remotelearning@camp.herts.sch.uk](mailto:remotelearning@camp.herts.sch.uk) and we will be happy to help you out.