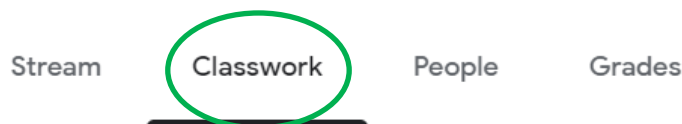
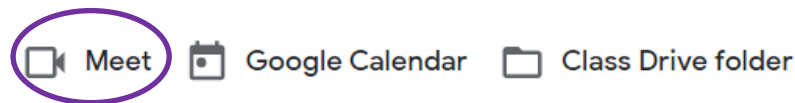


Google meet - how to join a meeting using a laptop/ P.C.:


- 1) Log in to Google classrooms as usual using your username and password.
- 2) Click on the classroom you have been asked to enter.
- 3) Click on Classwork:



- 4) Click on the Meet button:



- 5) If your teacher has already started the meeting, you will enter automatically OR you may be asked to give a meeting nickname or code which your teacher will have given you. Then click:

Join now

Make sure to allow access for your microphone and camera!

SAFETY:

- Do not give out this code to other people.**
- Do not give your log in details to anyone.**
- Do not join meetings without your parent's permission.**



Google meet - how to join a meeting using a tablet/ phone:

- 1) Make sure you have downloaded the Google meet app:

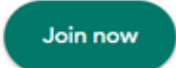


Google Meet

- 2) Log in using your username and password.

- 3) Depending on the device there is either:
 - a button with Meeting code written on it OR
 - in the top left hand corner there are three horizontal lines, click on it and click on meeting code.

- 4) Your teacher will have sent you a meeting code to join the Class meeting. Then click:

Join now

Make sure you allow access to your microphone and camera!

SAFETY:

Do not give out this code to other people.

Do not give your log in details to anyone.

Do not join meetings without your parent's permission.